



## JEWELS OF INDIA

Private Tour | 13 Days | Physical Level 2

Delhi – Agra – Ranthambore - Bundi - Udaipur -  
Pushkar - Jaipur – Delhi

Be inspired by the classic sights of the Golden Triangle, discovering delightful Udaipur and searching for tigers at Ranthambore. Add some of Rajasthan's hidden gems and you have the ideal first-time holiday in India.

- Feel the buzz in the colourful bazaars of Delhi
- Marvel at the magnificent Taj Mahal
- Spot tigers in Ranthambore
- Discover the unique stepwells in Bundi
- Explore Jaipur, the 'Pink City'
- Visit the impressive Chittor Fort

---

**TOUR MAP**

---

**JEWELS OF INDIA PRIVATE TOUR INCLUSIONS:**

- All accommodation
- Meals as specified
- All sightseeing and entrance fees
- All transportation and transfers
- English speaking National Escort
- Specialist advice from our experienced travel consultants

**NOT INCLUDED IN THE TOUR:** international flights, visas, drinks, optional excursions or shows, insurance of any kind, customary tipping, meals not included, early check in or late check out and other items not specified on the itinerary.

---

**PRIVATE TOURS:**

These tours are designed for those who want some independence and flexibility. They offer the choice to explore local cuisine, leisure time for optional activities or excursions, and travel when it suits you. Our Private Tours offer excellent value holidays alongside the assurance that most of your arrangements are taken care of. You will also be accompanied by a dedicated and professional guide whose knowledge will turn your holiday into an unforgettable experience.

## PHYSICAL LEVEL 2:

---

All our tours feature a physical rating to help you select the right holiday for you. To travel on any of our tours requires unaided mobility and the ability to stroll around the sights. 'Jewels of India' is rated 2 on the physical level scale. A reasonable level of fitness is required but it's more about spending time on your feet rather than covering large distances. You'll be getting on and off coaches and boats, walking around the sights and climbing some steps.

- There will be sightseeing on foot for both short and extended periods of time

Of course, our National Escorts and local guides will always endeavour to provide the highest level of service and assistance; however, they cannot be expected to cater for customers who are unfit to complete the itinerary. If you require any more information about the pace of our tours, please contact our reservations team who will be happy to answer your questions.

## ITINERARY CHANGES:

---

It is our intention is to adhere to the day-to-day itinerary as printed; however, the order of events or sightseeing may change as we look to improve our tours or as local conditions dictate; in these circumstances we will make the best possible arrangements whilst maintaining the integrity of your trip.

## DETAILED ITINERARY

### **Day 1: Arrive Delhi**

---

Upon arrival in Delhi, your Local Guide from Wendy Wu Tours will meet you at Delhi International Airport in the Arrivals Hall and transfer you to Delhi for a two-night stay. You will transfer approximately 45 minutes to your hotel and check-in.



### **Destination Information**

**Delhi** - As the capital of India, Delhi is the third largest city with a population of approximately 18million people. Its strategic location along the north-south, east-west route has given it a focal position in Indian history and many great empires have been ruled from here. The monuments and ruins of these are scattered throughout the city, often side by side with modern structures and high-rise towers.

**Day 2: Delhi**

Meals: B

After your breakfast we will embark on a full-day of sightseeing around Old and New Delhi, involving approximately four hours on foot. Drive past Red Fort before enjoying a rickshaw ride to Khari Baoli Spice Market. Visit Jama Masjid, Lakshmi Narayan Hindu Temple before India Gate. End your day with a visit to Humayun's Tomb and the Qutab Minar.

**Destination Information**

**Qutab Minar** - Built in the 12th century, this tower of victory is gracefully hand-carved along its entire height of 73m.

**India Gate** - Located at the end of the Rajpath, India Gate is a moving memorial to the 90,000 Indian servicemen who died in World War 1.

**Humayun's Tomb** - A landmark of Mughal architecture, the tomb was built in 1570 for the Mughal Emperor Humayun. Commissioned by his wife, it was the first garden tomb in India.

**Jama Masjid** – Jama Masjid is the largest mosque in India, with a courtyard capable of holding 25,000 devotees. Built between 1644 and 1658, the mosque was Shah Jahan's final architectural achievement.

**Day 3: Delhi - Agra**

Meals: B

After breakfast, commence the four hour drive to Agra, via Sikandra. Stop enroute to visit the Itmad-ud-Daulah, nicknamed the Baby Taj, before continuing to the impressive Agra Fort. Sightseeing at the fort involves approximately 45-60 Minutes on foot with some steps. Finally, transfer to your hotel for check-in for your overnight stay.

**Destination Information**

**Agra** - Home to the world-famous Taj Mahal. Agra rose to fame in the medieval period as the capital of the Mughal Empire and was beautified with gardens, waterfalls, bathhouses and canals. In modern times, the city of Agra houses a thriving carpet industry.

**Agra Fort** - Situated on the west bank of the Yamuna River and built by Emperor Akbar between 1565 and 1573. Its imposing red sandstone ramparts form a crescent along the riverfront and encompass an enormous complex of courtly buildings, ranging in style from the early eclecticism

of Akbar to the sublime elegance of Shah Jahan. The barracks to the north are British additions from the 19th century. A deep moat, once filled with water from the Yamuna River, surrounds the fort.

---

**Day 4: Agra to Ranthambore**

Meals: B, L, D

Begin the day by viewing the Taj Mahal in all its glory. To reach the Taj Mahal, you will board small electric carts, taking you to the entrance. You will have approximately 90 – 120 minutes here to explore. For admission to the main mausoleum area, you are required to wear shoe covers (this may be provided on site – be prepared to bring an additional pair of socks).



Afterwards, transfer approximately 07 – 07.5 hrs to Ranthambore National Park, making a stop enroute at Fatehpur Sikri. Upon arrival in Ranthambore, check-in to your hotel for a two-night stay.

**Destination Information**

**Taj Mahal** - One of the most recognisable monuments in the world, the Taj Mahal is a white marble monument found on the southern bank of the Yamuna River. The Taj Mahal was built by the Mughal Emperor Shah Jahan between the years 1631 -1648 in memory of his favourite wife, Mumtaz Mahal, who died in 1631.

**Fatehpur Sikri** - Located 34km from Agra, Fatehpur Sikri was built by Emperor Akbar in 1569 after it was prophesised that the then childless Akbar would have sons if he moved his capital to the site. At great expense to the empire, the capital was moved here but sadly only occupied for 14 years before slowly being deserted and ruined after Akbar left the city due to a scarcity of water.

---

**Day 5: Ranthambore National Park**

Meals: B, L, D

Enjoy morning and afternoon canter safaris in the national park for the chance to spot the local wildlife. Each safari involves two-three hours driving on uneven and unsealed tracks. Please bear in mind that there will be no bathroom breaks during the canter safaris. You will need to bring your passport each day to gain access to the park.

**Destination Information**

Ranthambore National Park - Is one of the prime examples of Project Tiger's conservation efforts in Rajasthan. The forest around Ranthambore was once the private hunting grounds of the Maharajas of Jaipur and is one of the largest national parks in Northern India. Ranthambore National Park is renowned for its tiger population, however you may also come across other wild animals such as leopard, nilgai, wild boar, sambar, hyena and sloth bear.

**Day 6: Ranthambore to Bundi**

Meals: B, L, D

After breakfast, drive approximately 03 Hrs to Bundi and check-in to your hotel upon arrival. Spend the afternoon exploring the town and discovering its unique step wells, as well as the Taragarh Fort .


**Destination Information**

**Bundi** - A town that is dominated by its immense fort. Within the fort walls is a beautiful palace, Badal Mahal, famous for its painted murals.

**Day 7: Bundi to Udaipur**

Meals: B, L

Travel to Udaipur enroute visit Chittor Fort and Vijay Stambh. One of the largest forts in India, Chittor sprawls across a hilltop overlooking the town of Chittorgarh. Afterwards, drive approximately 2.5 - 03 hrs to Udaipur where you will have the rest of the day at leisure.

**Destination Information**


**Chittor Fort** - A world heritage site, whose origin has many theories and legends surrounding it.

**Udaipur** - The origins of Udaipur are based on a legend which tells of a holy sage that Maharaja Udai Singh encountered while hunting in the foothills of the Aravalli Range in Mewar. The sage told the King to build a palace in that exact spot and it would be well-protected and so with this advice, Maharaja Udai Singh built his residence there. At the time, Chittorgarh was the capital of Mewar state, however in 1568 Chittorgarh was attacked by the Mughal emperor Akbar, and so Maharaja Udai Singh moved the capital to Udaipur. Today, the City Palace of Udaipur is still home to Maharaja Udai Singh's descendants who remain rulers of this independent state.

**Day 8: Udaipur**

Meals: B

Discover more of Udaipur today, starting with a drive around Fateh Sagar Lake. Next, visit the Folk Museum, Mewar Art Gallery, and the City Palace. End the day with a relaxing cruise along Lake Pichola, admiring the city's palaces from the water.



### Destination Information

**Sahelion Ki Bari** – A major garden in the northern part of the city, built for a group of 48 young women attendants who accompanied a princess to Udaipur as part of her dowry.

**City Palace** - The spectacular City Palace was built in 1725 by Maharana Udai Singh and overlooks Lake Pichola. The Palace comprises of 11 palaces including the Dilkhush Mahal, Sheesh Mahal, Moti Mahal and the Palace of Lord Krishna, all of which are ornately decorated. The City Palace also houses the world's largest private collections of crystals.


**Lake Pichola** - The 4km long Lake Pichola is fringed with hills, palaces, havelis, ghats and temples. The Lake Palace, formally known as Jag Niwas, was built between 1734 and 1751. It was once a royal summer retreat and is now one of the world's greatest hotels. It is also a popular location for film shoots, including James Bond's Octopussy

---

#### **Day 9: Udaipur to Pushkar**

Meals: B

This morning, transfer approximately 06 – 06.5 hours to Pushkar. Upon arrival, take time to explore the local markets and admire the Brahma Temple before heading to your hotel for check-in.



### Destination Information

**Pushkar** - The village of Pushkar lies 11km from Ajmer on the edge of the Thar Desert. At its heart is one of India's most sacred lakes, Pushkar Lake. There are 52 ghats around the lake and numerous temples. Apart from its religious significance, Pushkar is known for its 'Cattle and Camel' fair held every year in the festival month of Kartik (from October to November). It is one of the world's largest camel fairs, and apart from the buying and selling of livestock, it has become an important tourist attraction.

**Brahma Temple** - An important pilgrimage centre for Hindu. The temple is constructed of marble and houses a statue of Lord Brahma in the seated position.

---

#### **Day 10: Pushkar to Jaipur**

Meals: B

After breakfast, drive approximately 03 hours to Jaipur and head to Maharaja's City Palace and Jantar Mantar upon arrival. Afterwards, transfer to your hotel for a two-night stay.



### Destination Information

**Jaipur** - Some parts of the road are very rough, so the journey takes most of the afternoon. Jaipur was founded in 1727 as Mughal power within India was declining. The then Maharaja Jai Singh moved his capital from Amber Fort down onto the plain below. The city is now the capital of Rajasthan State and commonly called the 'Pink City' because of the pink paint on all the buildings in the old city area. This was apparently done to imitate the magnificent, red sandstone buildings of the Mughals and in an attempt to impress the Prince of Wales when he visited Jaipur in 1876.

**Maharaja's City Palace** - A former royal residence located in the heart of the Old City. Part of the building has been converted into a museum, while the royal family of Jaipur still uses the remaining sections of the palace as a private residence.


**Jantar Mantar Observatory** - The largest stone and marble crafted observatory in the world is located just outside the City Palace. The observatory has 17 large instruments, many of them still in working condition.

---

### **Day 11: Jaipur**

Meals: B

After breakfast, take a brief photo stop at the Hawa Mahal (Palace of the Winds) from the outside. Tourists are unable to enter so you will view it from the busy road opposite. Next, take a jeep ride from the bus park to the entrance of Amber Fort. Please note that sightseeing here will be approximately 1.5 – 02 hours and there are a number of steps inside the fort. This afternoon, pay a visit a nearby craft centre for the opportunity to try your hand at block printing and carpet weaving.



### Destination Information

**Hawa Mahal (Palace of the Winds)** - A five-story palace erected in 1799 by the Sawai Pratap Singh so that the veiled ladies of his harem could observe, unnoticed, the lively street scenes below.

**Amber Fort** - Built from yellow and pink sandstone and white marble, Amber Fort was built in the 16th century by Raja Man Singh. Inside the fort we visit the Hall of Victory, which houses the famed Sheesh Mahal.



**Day 12: Jaipur to Delhi**

Meals: B

After breakfast, transfer approximately *06 hours* back to Delhi and check-in to your hotel upon arrival.

**Day 13: Depart Delhi**

Meals: B

After breakfast, transfer to the airport for your flight home.

**JEWELS OF INDIA PRIVATE TOUR TRAVEL INFORMATION****VISAS:**

Entry visas are required by all visitors to India and Wendy Wu Tours Visa Department can assist you with the process of obtaining a visa. Please be advised that your passport must have at least six months validity left on it when you arrive back in Australia.

For the latest information on visa procedures, processing times and requirements, please kindly refer to our website <https://www.wendywutours.com.au/help-and-advice/passports-and-visas/>

Please note, the visa procedures and requirements may change at any time. These changes are often made by the relevant embassy or consulate, Wendy Wu Tours acts as a third party and has no influence on the process of a visa.

Wendy Wu Tours does not accept responsibility for lost or undelivered items.

**INSURANCE:**

We strongly recommend that you take out a policy as soon as you pay your deposit. Wendy Wu Tours cannot in any way be made liable for any additional cost incurred by the customer on any tour due to the customer not having adequate travel insurance. We also encourage all customers to take a copy of their travel insurance documents (especially relevant international contact numbers) with them while on tour. We advise that you check the inclusions and procedures for

lodging claims prior to your departure. These documents should be stored separately from the original.

### **EATING IN INDIA:**

---

Indian cuisine is one of the most influential, diverse, and flavoursome culinary styles in the world. Indian dishes incorporate many spices and seasoning to create an explosion of flavours. Though Indian cuisine can vary greatly from the Indian food we get in the Australia, it is important to keep an open mind and be adventurous.

Breakfast, and some of the other meals are included in this tour, and there are plenty of options for you to choose from when it comes to lunch and dinner on days when they are not included.

Please read your travel guide, which you will receive with your final documents for more information about eating in India. We recommend that when it comes to Indian food, you stay open minded and try new things!

### **DEVELOPMENT IN INDIA:**

---

Although India is developing quickly, it still lacks the international standards of civil infrastructure and tourist facilities. Concepts of personal responsibility are also different to those in Australia. Consequently, tourist and public facilities may not uphold the same safety standards as in Australia; for example, you may see a hole in the road without a warning sign or safety barricade. All our suppliers meet local safety standards as a minimum. We want you to have an enjoyable holiday, so we ask that you take extra care, use your common sense, refer to notices and follow advice from your guide.

### **ACCOMMODATION:**

---

Your accommodation has been selected for convenience of location, comfort, or character, and can range from a business hotel in one city to a family-run guesthouse in a smaller town or a heritage-type hotel. In remote areas, accommodation may be of a lower standard and may not have western amenities. Hotels are generally rated as local three to four-star standard but do please note that there is no international classification system for hotels and differences in facilities and quality do exist between Australia and India. Rest assured that all hotels used by Wendy Wu Tours are regularly inspected by our staff and our partners to ensure that standards are met.

All hotels have private western bathroom facilities, air conditioning, TV and a telephone. Plumbing and electricity supplies can be erratic and quite often the power in hotel rooms is turned off while guests are out of the room. If you experience any difficulty, please speak to your National Escort or Local Guide.

### **SOUVENIRS:**

---

We want to be able to give you an opportunity to buy souvenirs, so we include some stops at museums or exhibitions that demonstrates a craft or product unique to that region with pieces

available to buy. We understand that souvenir hunting is not for everyone, so we aim to take you to places that hold local interest. We trust you will enjoy these opportunities to learn about local arts and crafts and understand their historical and cultural importance.

#### **TIPPING POLICY:**

---

Tipping is a common practice in many countries, especially in the service industry, where customers voluntarily give additional money to service workers to express gratitude for good service or to supplement their income. Tipping typically involves leaving a certain percentage of the total bill, although it can also be a fixed amount or simply loose change. The amount is at your discretion.

#### **TRANSPORT:**

---

**Cars:** Main and inner-city roads in India have a reputation for being very congested. For this reason, it may not always be possible to return to your hotel after sightseeing to freshen up before going to the restaurant for dinner. Roads in India have generally been improved over recent years, but traffic and/or weather conditions may extend driving times. Road construction work usually covers an enormous section of road - not just one or two kilometres as you may be used to. For this reason, the timings listed in the sections above are approximations only.

#### **APPROPRIATE DRESS:**

---

When visiting temples or mosques, both men and women should dress in conservative, non-revealing clothing. Full-length trousers with a shirt or t-shirt for men; and pants or skirts well below the knee with a top that covers the shoulders and upper arms for women. Women might also consider carrying a 'modesty shawl' in their daypack – this could be a sarong or light scarf – which they can wear over their shoulders and heads to feel more comfortable while sightseeing at mosques. When visiting Jain temples, you must not wear or take in any leather items such as belts, watches, camera straps, purses and shoes.

Religious sites and homes throughout India – for Hindus, Jains, Sikhs, Muslims, or Buddhists to name a few – require all visitors to remove their shoes to enter. Even if you then need to walk outdoors, over hot or rough ground, you will not be allowed to wear shoes. You will often find shoe storage rooms near the entrance of a site where it is customary to leave your shoes near the entrance. Occasionally there are 'shoe minders' who will offer to keep your shoes safe for a 'tip' – this is not compulsory so each customer can choose to tip for this service or not. If you do not want to remove your shoes, you will have to remain outside. We recommend shoes that easily slip on and off, and carry a pair of thick, old socks in your daypack, which you can wear to protect your feet from any rough or hot surfaces.

#### **VACCINATIONS AND YOUR HEALTH:**

---

We recommend that you contact either your GP or Travelvax (1300 360 164) for advice on vaccinations and travel health. Travelvax has a comprehensive website that you may also find useful [www.travelvax.com.au](http://www.travelvax.com.au)

Wendy Wu Tours is committed to always providing a safe and healthy environment for all passengers. We work closely with our airline partners to take effective measures to protect you from contracting and spreading COVID-19, in accordance with legal requirements and government guidelines. Please follow the below link for more details on our COVID vaccination policy: <https://www.wendywutours.com.au/help-and-visas/covid-vaccination-policy/>

#### COVID SAFE:

---

Your safety and well-being will always be our Number 1 priority which is why we've instituted the most stringent COVID health and safety protocols on all of tours. As we continue to monitor current restrictions and operational impacts, these protocols will evolve, and we will provide detailed guidelines for your particular tour prior to departure. For further details please go to the following link <https://www.wendywutours.com.au/about-us/travel-with-confidence/>

#### BEFORE YOU LEAVE:

---

We strongly recommend registering your travel plans with [www.smartraveller.gov.au](http://www.smartraveller.gov.au) as in the event of an emergency, Australian Consular assistance will be more readily available. You can also access the Australian Government's travel advisory service for up-to-date information about your destination on the same website.

#### AFTER YOUR BOOKING:

---

Once you have booked with Wendy Wu Tours, you will receive a confirmation invoice including a visa application form (if applicable), and a help sheet. Your final documentation pack will be sent to you approximately 2-3 weeks prior to departure.

Updated: November 2023